

LSS SERIES Commercial Lighting

LSS-4FT-34W-MCTP



Customer Name: _____
Project Name: _____
Note: _____ | Type: _____

LED Strip Light is a cost-effective, energy-efficient lighting fixture for surface mount applications such as corridors, stairwells, public rooms, schools, hospitals utility areas, etc.



Ideal choice for residential, commercial, and industrial lighting. Steady performance and long lifetime. Ideal for applications requiring fixtures with motion sensor or battery backup, see factory-installed options below

44 1/2"(L) x 2 3/5"(W) x 2 3/4"(H)

Features

- High Lumen Efficiency
- Ceiling Mount or Suspended Mount
- Linkable (Optional Alignment Bracket Available)
- Multi Color Temperature & Multi Power (Selectable Switch Inside Fixture)

Technical Specification

Electrical:

- Voltage: 120-277VAC 60Hz
- Wattage: 24W/ 27W/ 30W/ 34W
- Power Factor: >0.99
- Efficacy: 130 LPW

Mechanical:

- White Finish
- High Lumen Efficiency Lumen
- Lens: Polycarbonate Frosted Lens, Shatter Resistant
- Ceiling Mount or Suspended Mount
- Operating Temperature: -4°F to 122°F
- Housing: Cold-rolled Steel
- IP20, Indoor Use Only
- 5-Year Warranty

Lighting:

- Dimmable: 0~10V Dimming
- Total Lumens: 4420LM
- Color Temperatures: 3000K/ 3500K/ 4000K/ 5000K
- Multi CCT & Multi Power (Selectable switch inside fixture)
- Color Rendering Index: CRI ≥ 80
- Reduces Energy Consumption Up to 80% Compared to a Fluorescent Fixture
- Rated life: 50,000 Hrs

Applications:

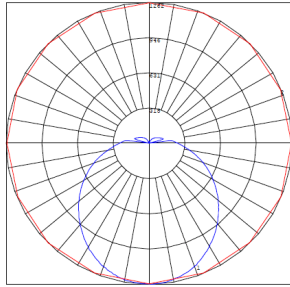
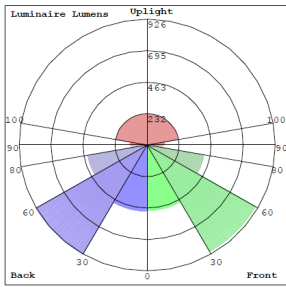
- LED Strip Light is a cost-effective, energy-efficient lighting fixture for surface mount applications such as corridors, stairwells, public rooms, schools, hospitals utility areas, etc.
- Ideal for applications requiring fixtures with motion sensor or battery backup, see factory-installed options below
- Ideal for residential, commercial, and industrial lighting. Steady performance and long lifetime

Other Models:

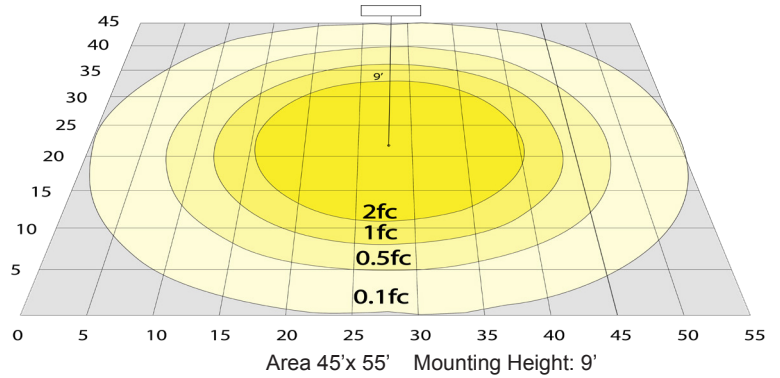
- 46W | 5980LM | LSS-4FT-46W-MCTP • 46W | 5980LM | LSS-4FT-46W-MCTP-BK




Photometrics: LSS-4FT-34W-MCTP



BUD Rating: B1-U3-G2



Other Views:



Side View



End View



Back View

Performance Table: LSS-4FT-34W-MCTP

MODEL NO.	Wattage	Voltage	Lumens	Color Temp.	BUG Rating	LPW
LSS-4FT-34W-MCTP	24W 27W 30W 34W	120~277V	4420LM	3000K 3500K 4000K 5000K	B1-U3-G2	130

Sample Ordering

Model Size Wattage Color Temp.

LSS - 4FT - 34W - MCTP

Accessories:

Blank = No Option For Accessories

LSS-CB2 = ALIGNMENT BRACKET

SCL-TBC-WN = T-BAR CLIP WITH SUSPENSION HOLE ON TOP. WING NUT AND WASHER INCL.

SCL-CSY = ADJUSTABLE 1/16" 6FT. SUSPENSION KIT WITH Y-CONNECTOR KEY HOLE SET + 2

T-BAR CLIPS + 1 CABLE BUSHING + 3 PLASTIC TIE STRAPS - 70 LBS. MAX LOAD

SCL-GSY10 = HEAVY-DUTY ADJUSTABLE 1/16" 10FT. SUSPENSION KIT WITH Y-CONNECTOR &

LOOP GRIPPER & HOOKS - 70 LBS. MAX LOAD (2 PER SET)

SCL-GSY20 = HEAVY-DUTY ADJUSTABLE 1/16" 20FT. SUSPENSION KIT WITH Y-CONNECTOR &

LOOP GRIPPER & HOOKS - 70 LBS. MAX LOAD (2 PER SET)

SCL-GSY110 = ADJ. 20FT 1/16in SINGLE SUSPENSION CABLE WITH Y HOOK ENDS. LOOP

GRIPPER ON TOP 70 LBS. MAX LOAD (ORDER 3 FOR 8FT.)

SCL-GSY120 = ADJ. 20FT 1/16in SINGLE SUSPENSION CABLE WITH Y HOOK ENDS. LOOP

GRIPPER ON TOP 70 LBS. MAX LOAD (ORDER 3 FOR 8FT.)

Factory-Installed Options:

Blank = No Option For Accessories

OPT-EM-CM1INT= INTERNAL EMERGENCY BACKUP BATTERY

OPT-SEN-2MDR-36= PROGRAMMABLE MICROWAVE BI-LEVEL

OPT-HBC-125TL-WH = NEMA TWIST-LOCK PLUG 8FT, 15A, 125V

OPT-HBC-277TL-WH = NEMA TWIST-LOCK PLUG 8FT, 15A, 277V

OPT-HBC-125SB-WH = STRAIGHT BLADE PLUG 10FT, 15A,125V, 3-CONDUCTOR 18AWG

WEC-3RC = OPTIONAL REMOTE

Example:

- LSS-4FT-32W-MCTP (FOR LSS 32W MCTP FIXTURE 120-277V)
- LSS-4FT-32W-MCTP LSS-CB2 (FOR LSS 32W MCTP FIXTURE 120-277V) (ALIGNMENT BRACKET)
- LSS-4FT-32W-MCTP LSS-CB2 OPT-EM-CM1INT (FOR LSS 32W MCTP FIXTURE 120-277V) (ALIGNMENT BRACKET) (INTERNAL EMERGENCY BACKUP BATTERY)

ACCESSORIES:



SCL-GSY110



SCL-GSY120



SCL-TBC-WN



ALIGNMENT (COUPLING) BRACKET



SCL-GSY10



SCL-GSY20



SCL-CSY

FACTORY-INSTALLED OPTIONS:



OPT-HBC-125SB-WH



OPT-HBC-125TL-WH



OPT-HBC-277TL-WH



OPT-EM-CM1INT



OPT-SEN-2MDR-36



WEC-3RC

